

Dentist: .....

Company: .....

Patient: ..... M or F Age .....

Dr Address: .....

Phone: ..... Email .....

Date: ..... Due Date: .....

Please allow 10 working days from the date we receive your case.

# IMPORTANT

TO AVOID DELAYS IN CASE OF A PROBLEM PLEASE TICK

- Minimal Occlusal Clearance
- Adjust the opposing and mark on model
  - Adjust the abutment and mark on model
  - Make metal occlusal or metal island
  - Call me
- Bridge Undercuts (Path of Insertion)
- Block-out undercuts and proceed
  - Adjust/Trim undercuts and mark on model
  - Make slot attachment/stress breaker
  - Call me

# SHARP

**DENTAL LABORATORY PTY LTD**  
P.O. Box 96  
Greenacre NSW 2190  
Ph/Fx 02 9750 2892  
info@sharpdental.com.au  
www.sharpdental.com.au

## CROWN & BRIDGE

### TYPE

- Crown
- Bridge
- Inlay/Onlay
- Maryland Br.
- Post and Core
- Veneer

### FULL CERAMIC

- e.Max
- IPS Empress(veneers)
- Katana Zirconia
- Zx Zeno Zirconia
- Cercon Zirconia
- Composite Crown

### PFM/VMK

- Standard
- Standard+ (Ni-Free)
- Premium (Ni-Free)
- Semi Precious
- High Precious

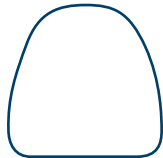
### FULL METAL

- Full Yellow Gold
- Full White Gold
- Ni-Free
- Standard

### MARGIN DESIGN



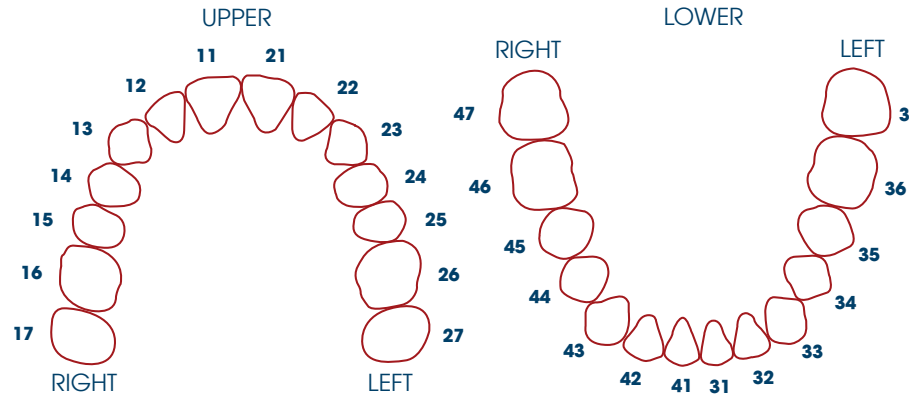
### SHADE



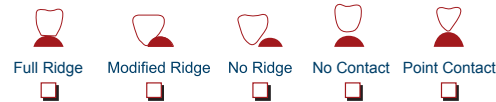
### OCCLUSAL CONTACT



### PROXIMAL CONTACT



### PONTIC DESIGN



INSTRUCTIONS (Use reverse for additional instructions.)

## REMOVABLE PROSTHODONTICS

SPECIAL TRAY  U  L

### ACRYLIC DENTURES

- F/-  Bite  Setup  Finish
- /F  Bite  Setup  Finish
- P/-  Bite  Setup  Finish
- /P  Bite  Setup  Finish

### CAST DENTURES

- Cr-Co  Vitalium
- U  L  Bite only (No frame)
- U  L  Frame + Bite
- U  L  Frame only
- U  L  Frame + Teeth
- U  L  Teeth Setup
- U  L  Finish

### FLEXIBLE DENTURES

- U  L  Bite  Setup  Finish

### OCCLUSAL SPLINT

- U  L  Hard  Hard/Soft

SPORTSGUARD  U  L

BLEACHING TRAYS  U  L

ORTHODONTICS  U  L

Please attach original to your case and keep blue copy for your record.

Type